

# How to perform a firmware update on the epMotion® 96

Hanaë A. Henke, Eppendorf AG, Hamburg, Germany

## Introduction

The epMotion® 96 is a 96-channel pipettor controlled via Apple iPod touch® or iPhone®. The control software is called epMotion 96 App and can be downloaded from the Apple® AppStore®. Therefore only an Apple ID® is necessary. Each new software version contains new properties such as new modes, setting options and minor bug fixing. To enable the epMotion 96 to perform all these improve-

ments a firmware update needs to be done after a software update. The firmware is automatically downloaded from the AppStore together with the software and can be easily installed via the Wi-Fi connection between the epMotion 96 and the Apple iPod touch or iPhone [1]. This short protocol shows step-by-step how a firmware update is done.

## Material and Methods

For performing a firmware update on the epMotion 96 it is necessary to have:

- > The epMotion 96 installed and turned on
- > The Apple iPod touch or iPhone either in the docking station or charged next to the epMotion 96
- > The newest version of the epMotion 96 App software downloaded and installed on the Apple iPod touch or iPhone

## Instructions

### a) Activate Admin mode (Fig. 1)

- > The epMotion 96 must be turned on and connected to the iPod touch with the epMotion 96 app. Make sure that the iPod connects to the epMotion 96's wireless network.
- > Start the app. Press the "Init" button on the screen to insure that the epMotion 96 is connected to the iPod.
- > Press "Info" until admin mode appears as status (~ 5-10 seconds)
- > Press "Info" once again and you will enter the firmware screen.

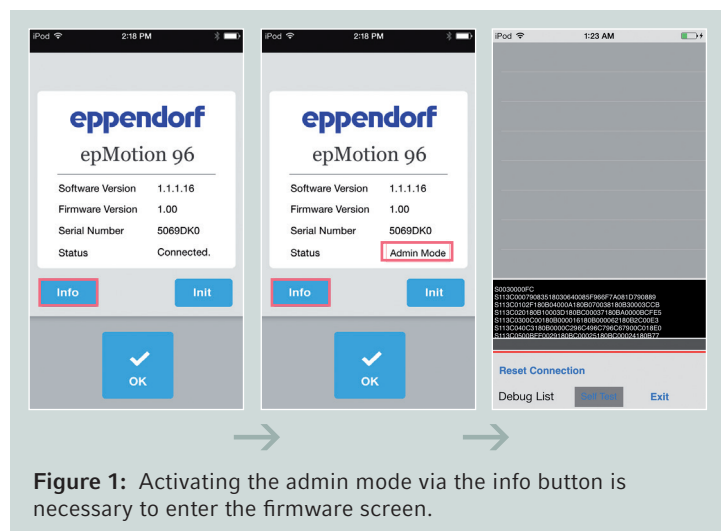



Figure 1: Activating the admin mode via the info button is necessary to enter the firmware screen.

## b) Perform the firmware update (Fig. 3)

- > Press „Reset connection“
- > Turn switch to the left to „load“ (Fig. 2)
- > Turn power off and wait until Wi-Fi connection to the iPod is ended. This is indicated by the  disappearing on the upper left side of the iPod touch or iPhone screen
- > Turn power on and wait until Wi-Fi connection is back on
- > Press „OK“
- > Press „Update Firmware“

## c) End the firmware update (Fig. 4)

- > Wait until firmware update is finished
- > Turn switch to the right to „run “ (behind the tip loading frame underneath the pipetting head)
- > Press „OK“
- > Press „Exit“
- > Press „Init“: the status changes from Admin mode to „connected“
- > Troubleshooting: Turn the system off and back on to insure proper connectivity between iPod and epMotion 96. If connection is lost, re-enter admin mode and repeat the process.



Figure 2: Switch for firmware updates can be found behind the tip loading frame below the pipetting head.

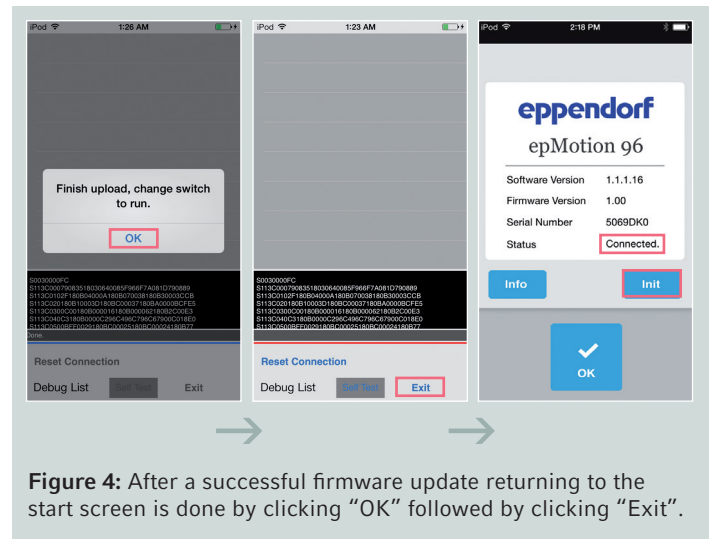


Figure 4: After a successful firmware update returning to the start screen is done by clicking “OK” followed by clicking “Exit”.

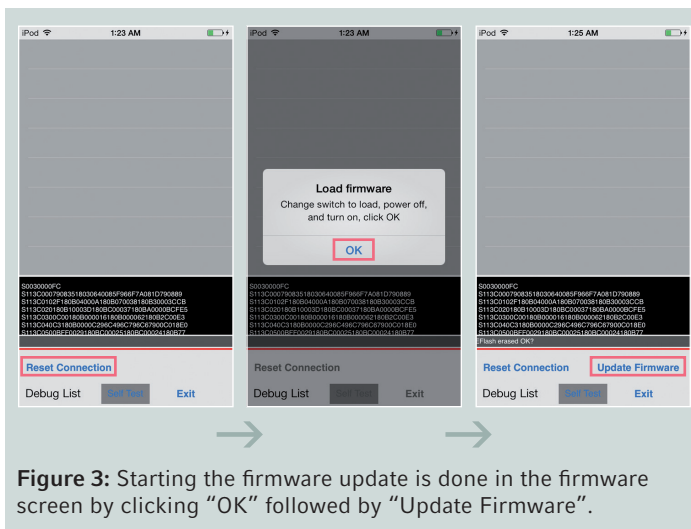


Figure 3: Starting the firmware update is done in the firmware screen by clicking “OK” followed by “Update Firmware”.

## Literature

[1] Operating Manual Eppendorf *epMotion*<sup>®</sup> 96. Version 5069 900.056-01/102016  
[www.eppendorf.com](http://www.eppendorf.com)

### Ordering information

Description	Order no. international	Order no. North America
<b>epMotion<sup>®</sup> 96</b> , semi-automated electronic pipette for parallel 96 channel microplate processing, (without iPod <sup>®</sup> controller), 100 - 240 V $\pm$ 10%/50 - 60 Hz $\pm$ 5%, 0.5 - 300 $\mu$ L	5069 000.012	5069000012
<b>epMotion<sup>®</sup> 96</b> with 2-position slider, semi-automated electronic pipette for parallel 96 channel microplate processing, (without iPod <sup>®</sup> controller), 100 - 240 V $\pm$ 10%/50 - 60 Hz $\pm$ 5%, 0.5 - 300 $\mu$ L	5069 000.101	5069000101
<b>Upgrade kit 2-position slider</b>	5069 074.008	5069074008

**Your local distributor:** [www.eppendorf.com/contact](http://www.eppendorf.com/contact)  
 Eppendorf AG · 22331 Hamburg · Germany  
[eppendorf@eppendorf.com](mailto:eppendorf@eppendorf.com) · [www.eppendorf.com](http://www.eppendorf.com)

[www.eppendorf.com](http://www.eppendorf.com)

Apple<sup>®</sup>, iPod touch<sup>®</sup>, App Store<sup>®</sup>, Apple ID<sup>®</sup> and iPhone<sup>®</sup> are registered trademarks of Apple Inc, USA.  
 Eppendorf<sup>®</sup>, the Eppendorf Brand Design and *epMotion*<sup>®</sup> are registered trademarks of Eppendorf AG, Germany.  
 All rights reserved, including graphics and images. Copyright © 2017 by Eppendorf AG, Germany